

Site fidelity and behaviour of spinner dolphins (*Stenella longirostris*) in Moon Reef, Fiji Islands: implications for conservation

NARDI CRIBB¹, CARA MILLER^{1,2,3} AND LAURENT SEURONT^{1,4,5}

¹School of Biological Sciences, Flinders University, Box 2100, Adelaide, 2001, SA, Australia, ²Faculty of Science, Technology and the Environment, University of the South Pacific, Laucala campus, Fiji Islands, ³The Whale and Dolphin Conservation Society International, Chippenham, UK, ⁴South Australian Research and Development Institute, Aquatic Science, West Beach SA 5022, Australia, ⁵Centre National de la Recherche Scientifique, Laboratoire d'Océanologie et de Géosciences, UMR LOG 8187, Université des Sciences et Technologies de Lille, Station Marine, 62930 Wimereux, France

Spinner dolphins (Stenella longirostris) were observed to frequent a tropical reef complex off the coast of Fiji on a regular basis. Boats from surrounding tourist destinations visit this reef on a nearly daily basis to observe the dolphins and partake in various tourist activities, such as snorkelling. The aim of the study was to determine whether this reef is a resting habitat for this population. Specifically, we objectively and quantitatively investigated whether spinner dolphins were primarily resting whilst present within the reef and also assessed whether the same individuals revisited the reef over time. Photo-identification techniques and boat based observations were conducted over two study periods (September 2009 and May 2010). Fifty-six recognizable individuals were identified during this period, with 70% resighted on 2 or more occasions. Resting was identified as the most consistent behaviour dolphins engaged in whilst present inside the reef. These preliminary results provide vital information which can be used as a tool in the development and implementation of conservation initiatives as well as providing a basis for future studies investigating the habitat characteristics of this reef.

Keywords: spinner dolphin, Fiji Islands, site fidelity, behaviour, conservation, tourism

Submitted 19 October 2011; accepted 26 December 2011

INTRODUCTION

Spinner dolphins (*Stenella longirostris*) are commonly found during daylight hours associated with shallow, sandy bays and reefs near islands and coral atolls (e.g. Norris *et al.*, 1994; Karczmarski *et al.*, 2005; Notobartolo-di-Sciara *et al.*, 2009). Spinner dolphins typically utilize these protected inshore areas for resting and social interaction, after having spent the night offshore foraging in the mesopelagic zone (Norris & Dohl, 1980; Benoit-Bird, 2004).

In mammals, a lack of rest and sleep deprivation leads to vision and memory impairments, and to a lack of co-ordination (Sternemann *et al.*, 1997; Smith *et al.*, 1998; De Gennaro *et al.*, 2000). More specifically, in spinner dolphins resting behaviour is considered to be important to their survival; hence any disturbances affecting either their resting behaviour or resting location is likely to have detrimental impacts on other facets of their ecology such as their ability to feed and reproduce successfully (Courbis, 2004; Courbis & Timmel, 2009). Resting locations of spinner dolphins have often been reported in the close vicinity to popular, tropical tourist destinations (e.g. Notobartolo-di-Sciara *et al.*, 2009). While the possibility of getting up close and personal with a spinner dolphin in its

natural environment represents a strong asset for the tourism industry, it also becomes a direct concern for the health of animals involved. This issue has recently received a considerable amount of attention, for example in the Hawaiian Islands, where it has led to the proposal of regulations aimed at protecting them from human disturbances (see US Department of Commerce, 2005).

Off the north-east coast of Viti Levu, the main island of Fiji, a small population of spinner dolphins has been regularly observed by local fisherman from the Dawasamu district and surrounding ecotourism ventures. On a daily basis they occur within the inside lagoon of a small tropical reef complex. This predictable presence has made these spinner dolphins a major draw for tourists to this destination. Boat trips from the local ecotourism lodges occur nearly daily and tourists are taken out to the reef to observe the dolphins and snorkel. With the potential for tourism growth and development in this area, the establishment of this reef as an important resting habitat is considered a crucial issue for their conservation. In this context, the objective of the present study was to quantitatively and objectively assess the use of Moon Reef by spinner dolphins, based on their site fidelity and behaviour. More specifically, because resting behaviour is considered important to the fitness, hence survival of spinner dolphins (Courbis & Timmel, 2009), a specific care was given to assess whether this population were primarily utilizing Moon Reef as a resting habitat and additionally identify whether the same individuals were frequenting the reef over time.

Corresponding author:

N. Cribb

Email: nardi.cribb@flinders.edu.au

MATERIALS AND METHODS

Study site

Moon Reef is a tropical reef complex located in the South Pacific Ocean ($17^{\circ}31.7'S$ $178^{\circ}30.7'E$; Figure 1), belonging to the southernmost end of a group of patch reefs bordering the Vatu-I-Ra channel. This circular shaped reef is located 9 km from the coastline of the main island of Fiji, Viti Levu. We measured the reef as being 1500 m in diameter, and covering an area of approximately 1.7 km^2 . The waters in the inner lagoon utilized by dolphins are approximately 15 m deep at maximum depth and consist of a sandy bottom substrate (covering an area of approximately 0.38 km^2) with scattered patchy coral structures. This reef has 2 distinct natural entrances. First, there is a 66 m wide and 12 m deep channel, oriented on the south-western side of the reef. Second, there is an opening into the surrounding waters on the north-west of the reef that has a 15 m wide and 5 m deep channel. This smaller entrance is separated in its centre by a solid reef structure, which splits the entrance into two distinct smaller openings.

Photo-identification and observational data

Photo-identification surveys and behavioural observations were conducted within the Moon Reef complex between the 1 and 28 September 2009 and 3 and 12 May 2010. All surveys were conducted aboard a 7 m fibreglass vessel powered by an 85 HP outboard engine. Surveys were carried out at a Beaufort sea state of less than 3, under daylight conditions, with all observations conducted before midday due to weather conditions. In addition, because sampling occurred non-ambiguously within the same time period, this has ensured that the study was not influenced by the animal's diurnal patterns (Sini *et al.*, 2005; Silva & da Silva, 2009). Access to the reef over the two study periods was relatively limited due to poor sea state and weather conditions. This resulted in a total effort of 12 days of behavioural observations and 22 photo-identification surveys. This totalled 1130 minutes spent conducting behavioural observations of spinner dolphins and 635 minutes dedicated solely to conducting photo-identification surveys.

Upon entering the Moon Reef complex, a binocular scan was used to locate a dolphin group and to record its initial

behaviour before the vessel entered the inside lagoon. Once the initial behavioural activity was noted, the vessel approached the group. Dolphins were approached slowly at a speed of approximately 5 knots at an angle parallel to the group's direction of travel and the vessel was kept at a distance of approximately 20 to 50 m. Photo-identification surveys were conducted for a maximum period of 20 minutes, in order to minimize disturbance to the animals. Standard photo-identification techniques were applied, and as many as possible of the individuals present in the group were photographed (Würsig & Würsig, 1977; Würsig & Jefferson, 1990). A Canon EOS 50D with a Tamron VC telephoto lens (18–275 mm), UV filter, and high-speed shutter was used to take all photographs.

Additional behavioural observations were conducted whilst the boat was anchored at a fixed mooring position with the motor off over a section of reef structure (Figure 1). This enabled a continuous clear view of the group and was an attempt to minimize disturbance by the vessel. As part of the dolphin group was always visible at the surface when inside the reef's lagoon, observations were made with the naked eye. However, binoculars were used to observe the group when sea state inside the reef's lagoon became greater than 2, which limited the visibility of the group when they moved more than approximately 200 m away from the vessel. The group was scanned at regular 5 minute intervals back and forth from the left side of the lagoon to the right side. The predominant behavioural activity of only those animals visible at the surface of the water at the time of observation was then recorded. An ethogram was adapted from Norris & Dohl (1980) and Danil *et al.* (2005), and behavioural states were defined as resting, travelling, milling, deep-rest, engaging in aerial activities and socializing (Table 2). This resulted in 201 behavioural observations. Additional opportunistic observations of disturbances related to either the presence of additional boats and snorkellers in Moon Reef were also noted during each observational survey.

Data analysis

Analysis to identify individuals was based on distinctive fin features, such as nicks and notches present on both the trailing

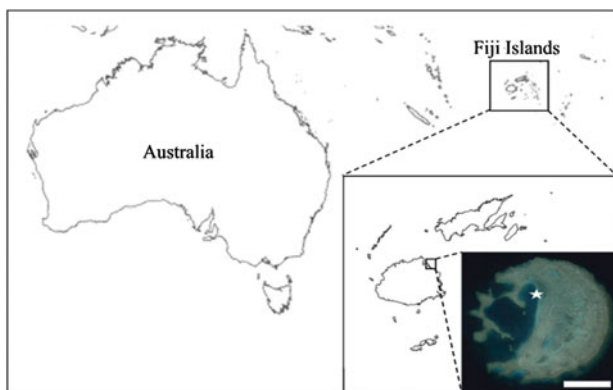


Fig. 1. Location of the study site, Moon Reef, with regards to Australia and the Fiji Islands. The mooring location of the vessel during observations is indicated as a white star, and the scale bar represents 500 m.

Table 1. Behavioural observation and photo-identification survey days for each of the two study periods conducted in Moon Reef, Fiji.

Behavioural	Photo-identification	
	September 2009	May 2010
2	1	3
4	2	6
7	4	7
8	7	8
9	8	9
16	9	10
17	10	12
18	16	
21	17	
24	18	
26	21	
28	24	
	25	
	26	
	28	

Table 2. Classification of spinner dolphin behavioural activities observed in Moon Reef (adapted from Norris & Dohl, 1980; Danil *et al.*, 2005).

Behaviour	Classification
Rest	Individuals swimming slowly in the same direction, with synchronous breathing and reduced surfacing
Deep-rest	Minimal aerial activity and more than 50% of the group dives for more than 30 seconds
Travel	Individuals involved in persistent, directional movement
Milling	Animals displaying frequent changes in direction
Aerial activity	Leaps, spins, body slaps
Socializing	Animals engaged in close contact with other individuals. Includes aspects of both play and reproductive activities

and leading edges of the fin and tip nicks (Würsig & Würsig, 1977; Würsig & Jefferson, 1990). Each photograph was assessed for its photographic quality according to its focus, clarity, contrast, angle, portion of the fin visible and the percentage of picture filled by the fin. Photographs were then graded by their quality (excellent, average or poor: Baird *et al.*, 2008, 2009; Figure 2). Only photographs deemed excellent (e.g. fin angled parallel, sharp focus, no water droplets present, minimal glare, fin occupying large proportion of the frame) were used in the analysis (Baird *et al.*, 2008). However, photographs considered average (i.e. those photographs of slightly lower resolution that still provided a clear identification and therefore a non-ambiguous match of the individual) were occasionally deemed sufficient in order to make a match and were included. Those considered poor (e.g. out of focus, poor contrast, high glare, fin only filled small proportion of frame, water droplets, features not distinguishable) were discarded from the analysis. Photographs were checked systematically against each other to develop a master catalogue of recognizable individuals and determine whether these individuals had been sighted using the reef complex on more than one occasion and between the two study periods. In order to establish whether recognizable individuals were revisiting and frequenting Moon Reef over time their degree of site fidelity was determined by their frequency of re-identification. Site fidelity has previously been defined as ‘the tendency of an individual to return to an area previously occupied or remain in an area for an extended period’ (Baird *et al.*, 2008). Therefore, for the purpose of this study we considered those individuals sighted on 2 or more occasions during each of the 2 study periods and resighted in both years to be regular users of Moon Reef (Table 1).

Frequencies of occurrence of each behavioural category were determined for each survey from the number of 5 minute observation bins over which a given behaviour was observed, and subsequently averaged for each survey day. When more than one behavioural category was observed on a survey day, behavioural frequencies were compared within each day; the frequency of each behavioural category was also inferred between days. In both cases, potential differences among frequencies of occurrence of each behavioural category were inferred using the Kruskal–Wallis test and specified using a subsequent multiple comparison procedure based on the Tukey test to identify distinct groups of measurements (Zar, 2010). Computations were run using a Fortran code, programmed following the methods described in Zar (2010). Non-parametric statistics were used throughout this work as our observations did not satisfy the normality assumption (Kolmogorov–Smirnov test, $P < 0.05$); hence medians and inter-quartile range were used to describe their variability. The confidence level was always set at 5%.

RESULTS

Behavioural observations

Over the two study periods spinner dolphins were present within the Moon Reef complex on all surveys except one, 22 September 2009. Over the duration of the study, spinner dolphins were observed resting, travelling, milling, engaging in aerial activities and socializing. Deep-rest was never observed during behavioural observations. Resting was the only behaviour observed on 4 of the 12 survey days (Figure 3). When resting was not the only behavioural activity, it was consistently the most frequently observed behaviour (Kruskal–Wallis test, $P < 0.05$; Figure 3), ranging between 53 and 100% depending on the day of observations. This behaviour (76.9%) was 20 times more frequent than travelling (3.8%) and nearly 12 times more frequent than milling (6.5%).

Note that no specific behaviours such as rest and travel were ever observed in the presence of vessels and snorkellers. Strong and direct disturbances were, however, observed on 2 occasions during our behavioural surveys when a tourist vessel was directly engaged in approaching and following the dolphins at a close distance which led the dolphin group to cease resting and flee directly over the side of the reef structure.




Fig. 2. Examples of excellent (A), average (B) and poor (C) quality photographs of individual spinner dolphins used in the photo-identification analysis.

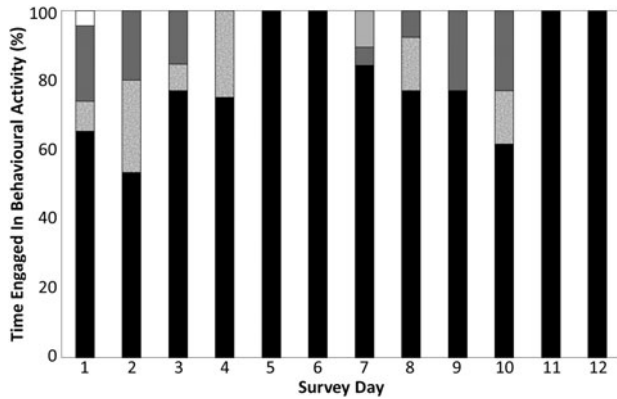


Fig. 3. Percentage of time group spent engaged in each specific behavioural activity whilst congregating in Moon Reef across the 12 survey days. Black, resting; grey texture, travel; light grey, socializing; dark grey, milling; white, aerial activity.

Site fidelity and photo-identification

Two thousand two hundred and ninety-three photographs were obtained over the study period. From these 457 were used in the photo-identification analysis. A total of 56 recognizable individuals were identified and catalogued. Examples of dorsal fin markings of recognizable individuals included in the catalogue ranged from tip nicks to trailing and leading edge notches. The rate at which new animals were identified linearly increased over the two study periods (Figure 4), with new animals identified on 17 of the 22 surveys. Forty-five individuals were identified in September 2009, 11 individuals in May 2010, and 11 animals (20%) were resighted in both years. Resightings of identified animals within the reef ranged from 1 to 11 sightings (Figure 5). Of the 56 animals identified, 70% ($N = 39$) were resighted within Moon Reef on 2 or more separate surveys and between years. These individuals were therefore considered to be regular users of Moon Reef.

DISCUSSION

Spinner dolphins were found to consistently occur in groups inside Moon Reef with 70% of the 56 animals identified being resighted on various occasions over the two survey

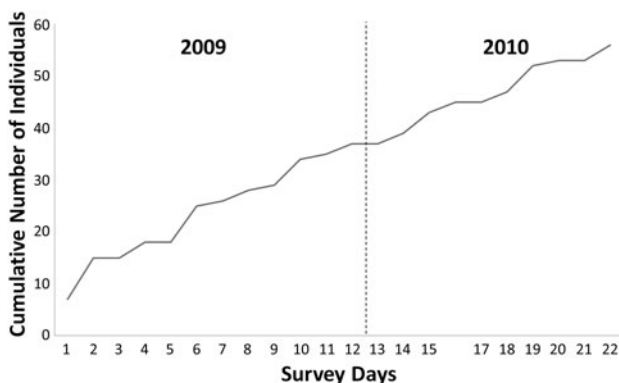


Fig. 4. Rate of discovery of newly identified spinner dolphins in Moon Reef. The dashed line separates the two study periods (September 2009 and May 2010).

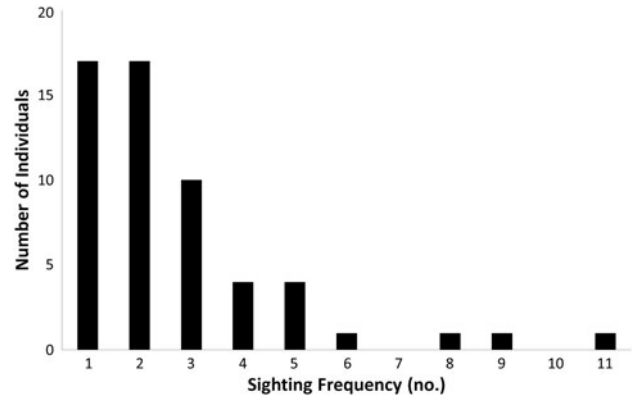


Fig. 5. Re-identification frequency of individual spinner dolphins identified in Moon Reef.

years. This is consistent with previous work conducted in Hawaii, Tahiti and the south-western Atlantic showing spinner dolphins regularly congregating in large groups (Karczmarski *et al.*, 2005; Martens Silva-Jr *et al.*, 2005; Gannier & Petiau, 2006) with specific individuals being resighted over time (Marten & Psarakos, 1999; Martens Silva-Jr *et al.*, 2005). However, both the linear increase in the cumulative number of new individuals observed (Figure 4) and the relatively low resighting rates observed in Moon Reef (Figure 5) suggest that this reef may be supporting a larger population than first thought and that not all individuals present within the group on any given survey day were photographed. However, to date, there is no current estimation of abundance available for this population, and our sample size is too small to draw reliable conclusions about population structure and size. The observed low resighting rates may be consistent with individuals having extended home ranges and choosing other locations in which to rest during daylight hours. This low resighting rate might also be related to technical issues such as poor photograph quality or limited encounters resulting from our restricted and relatively limited field effort over the 2 survey periods.

The regular presence of the same individuals in particular and spinner dolphins in general, potentially makes them a source of attraction and interest for tourists, as previously stressed in Hawaiian waters (Courbis, 2007). Hence, this may induce additional threats to the fitness of individuals and ultimately the survival of the population. As such, this makes Moon Reef susceptible to anthropogenic threats, especially as, to our knowledge, it is the only site where spinner dolphins have been reported to congregate in Fijian waters (see Global Vision International, 2008). This is consistent with resting being by far the most frequent behaviour observed in Moon Reef (Figure 3), and with the behaviour of other spinner dolphin populations occurring in various tropical locations around the globe (e.g. Danil *et al.*, 2005; Notobartolo-di-Sciara *et al.*, 2009). More specifically, spinner dolphins congregating in sheltered environments are generally using them to rest (Norris & Dohl, 1980). This regular behavioural pattern and more specifically their unique life history strategy of resting during daylight hours when tourism-related activities occur potentially makes them more susceptible to disturbances in their environment (Samuels *et al.*, 2003; Danil *et al.*, 2005; Delfour, 2007).

Anthropogenic impacts, such as tourism activities and vessel presence, are known to alter both the short and

long-term behaviour of dolphins and, in some cases even their distribution (Lusseau, 2003; Constantine *et al.*, 2004; Bedjer *et al.*, 2006; Seuront & Cribb, 2011). More specifically, the increase in tourism activities occurring in places such as Hawaii and Egypt (e.g. Delfour, 2007; Shawky & Afifi, 2008) where resting spinners are subjected to anthropogenic activities such as swim-with dolphin programmes, snorkelling and vessel presence, has previously raised concerns for their welfare (Notobartolo-di-Sciara *et al.*, 2009). Disturbances to spinner dolphins whilst in the resting phase ultimately have the potential for detrimental effects to their overall fitness (Lammers, 2004; Courbis & Timmel, 2009). Specifically, spinner dolphin resting behaviour has also been characterized by a 'deep-rest phase', when there is minimal aerial activity and dolphins are predominantly observed engaged in longer dives and spending less time at the surface (Norris & Dohl, 1980; Danil *et al.*, 2005). This behaviour was, however, never observed during our surveys (Figure 3). This might suggest that the presence of our vessel, despite our care to minimize its potential disturbance, was still a relatively weak and indirect disturbance sufficient to prevent the dolphins from reaching this deep-rest phase. This is consistent with: (i) the observed decrease in spinner dolphins (Danil *et al.*, 2005) and common dolphins (Kyngdom *et al.*, 2003) resting behaviour during presence of swimmers and the occurrence of deep-rest behaviour once the swimmers are gone (Danil *et al.*, 2005); and (ii) the stress identified in bottlenose dolphins' surfacing rhythms in response to even *a priori* negligible disturbances (Seuront & Cribb, 2011). This is even more important in cases in which vessels and swimmers are in direct pursuit of the animals (Danil *et al.*, 2005; Gannier & Petiau, 2006). This is in agreement with our observations of the dolphin group ceasing to rest and fleeing directly over the side of the reef structure with the presence of the tourist boat. Additionally, Moon Reef is regularly used as a fishing ground by locals from the surrounding villages; both fishing boats and spear fisherman frequent this reef and in the near vicinity, potentially leading to an additional source of disturbance that is still difficult to assess. Disturbances such as those observed at Moon Reef may then have the potential to keep these dolphins in a constant state of alertness that prevents them from reaching a deep-rest phase (Danil *et al.*, 2005). To date, however, these disturbances and their potential impacts upon dolphin behaviour in Moon Reef have not been investigated and, as such, are not considered to be detrimental. Concerns about the impacts of human activities on spinner dolphins such as those observed in Moon Reef have previously led other locations such as Hawaii to begin initiating regulations in which to help minimize disturbance to the animals whilst in their resting habitats (Courbis, 2007). Given the example of the proposed regulations for spinner dolphin management in Hawaii (see US Department of Commerce 2005), regulations such as these could similarly be included in the preliminary management initiatives establishing Moon Reef as a Marine Protected Area (Convention on Migratory Species, 2011). However, the potential impacts of tourism-related activities occurring within Moon Reef should still be monitored and considered in future studies. Alternatively, the population of spinner dolphins investigated in Moon Reef might potentially not reach the above mentioned deep-rest phase. While the resolution of this specific issue is far beyond the scope of the present study, it should nevertheless be taken into consideration in

future studies to ensure the efficiency of future management and conservation strategies.

CONCLUSION

The regular presence of individuals and the consistent resting behaviour displayed by spinner dolphins in Moon Reef clearly indicate the importance of this reef complex as a resting habitat to this population. However, the discovery rate of identified individuals suggests that this population is much larger than the animals identified during this study, hence stressing the need for further investigation to determine the abundance of this population. The potential subsequent application of a social network approach (e.g. Baird *et al.*, 2009; Stanton *et al.*, 2011), would also be beneficial in helping to understand the relationships and associations of those individuals resighted on more than one occasion. With the potential of tourism growth in this area, the needs for management and conservation initiatives are indeed crucial. These preliminary findings provide information that may be used as a baseline for their development and implementation. Additionally, the establishment of Moon Reef as a spinner dolphin resting environment may provide a stepping stone for future studies to investigate the specific biological and physical environmental features required by spinner dolphins.

ACKNOWLEDGEMENTS

Appreciation is extended to staff from Takalana Bay Retreat, Coraline Chapperon and Trish Cribb for their contribution to support in the field. We acknowledge the comments and suggestions of two anonymous referees. This research was supported under the Australian Research Council's Discovery Projects funding scheme (project numbers DP0664681 and DP0988554). Professor Seuront is the recipient of an Australian Professional Fellowship (project number DP0988554). This research project was also funded by the South Australian Government (through the Marine Innovation South Australia initiative). Field work was conducted under research permit number 1960/09 from the Government of Fiji Islands and ethics approval from Flinders University (project number E269).

REFERENCES

- Baird R.W., Webster D.L., Mahaffy S.D., McSweeney D.J., Schorr G.S. and Ligon A.D. (2008) Site fidelity and association patterns in a deep-water dolphin: rough-toothed dolphins (*Steno bredanensis*) in the Hawaiian Archipelago. *Marine Mammal Science* 24, 535–553.
- Baird R.W., Gorgone A.M., McSweeney D.J., Ligon A.D., Deakos M.H., Webster D.L., Schorr G.S., Martien K.K., Salden D.R. and Mahaffy S.D. (2009) Population structure of island-associated dolphins: evidence from photo-identification of common bottlenose dolphins (*Tursiops truncatus*) in the main Hawaiian Islands. *Marine Mammal Science* 25, 251–274.
- Bedjer L., Samuels A., Whitehead H., Gales N., Mann J., Connor R., Heithaus M., Watson-Capps J., Flaherty C. and Krützen M. (2006) Decline in relative abundance of bottlenose dolphins exposed to long-term disturbance. *Conservation Biology* 20, 1791–1798.

- Benoit-Bird K.J.** (2004) Prey caloric value and predator energy needs: foraging predictions for wild spinner dolphins. *Marine Biology* 145, 435–444.
- Constantine R., Brunton D.H. and Dennis T.** (2004) Dolphin-watching tour boats change bottlenose dolphin (*Tursiops truncatus*) behaviour. *Biological Conservation* 117, 299–307.
- Convention on Migratory Species** (2011) *New marine protected area declared for spinner dolphins in Moon Reef, Fiji. Progress report of the Pacific Cetaceans MoU*. Available from: www.pacificcetaceans.org/features_all.php (accessed 21 December 2011).
- Courbis S.** (2004) *Behavior of Hawaiian spinner dolphins (Stenella longirostris) in response to vessels/swimmers*. MSc thesis. San Francisco State University, CA, 188 pp.
- Courbis S.** (2007) Effect of spinner dolphin presence on level of swimmer and vessel activity in Hawaiian Bays. *Tourism in Marine Environments* 4, 1–14.
- Courbis S. and Timmel G.** (2009) Effects of vessel and swimmers on behaviour of Hawaiian spinner dolphins (*Stenella longirostris*) in Kealake'akua, Honaunau, and Kauhako bays, Hawai'i. *Marine Mammal Science* 25, 430–440.
- De Gennaro L., Ferrara M., Urbani L. and Bertini M.** (2000) Oculomotor impairment after 1 night of total sleep deprivation: a dissociation between measure of speed and accuracy. *Clinical Neurophysiology* 111, 1771–1778.
- Danil K., Maldini D. and Marten K.** (2005) Patterns of use of Maku'a Beach, O'ahu, Hawai'i, by spinner dolphins (*Stenella longirostris*) and potential effects of swimmers on the behaviour. *Aquatic Mammals* 31, 403–409.
- Delfour F.** (2007) Hawaiian spinner dolphins and the growing dolphin watching activity in Oahu. *Journal of the Marine Biological Association of the United Kingdom* 87, 109–112.
- Gannier A. and Petiau E.** (2006) Environmental variables affecting the residence of spinner dolphins in a bay of Tahiti (French Polynesia). *Aquatic Mammals* 32, 202–211.
- Global Vision International** (2008) *Spinner dolphin conservation project in Fiji*. Available from: <http://www.gviusa.com/projects/australasia/fiji/volunteer-fiji-dolphinconservation/home> (accessed 21 December 2011).
- Karczmarski L., Würsig B., Gailey G., Larson K.W. and Vanderlip C.** (2005) Spinner dolphins in a remote Hawaiian atoll: social grouping and population structure. *Behavioural Ecology* 16, 675–685.
- Kyngdom D.J., Minot E.O. and Stafford K.J.** (2003) Behavioural responses of captive common *Delphinus delphis* to a 'Swim-with-Dolphin' programme. *Applied Animal Behaviour Science* 81, 163–170.
- Lammers M.O.** (2004) Occurrence and behaviour of Hawaiian spinner dolphins (*Stenella longirostris*) along Oahu's leeward and south shores. *Aquatic Mammals* 30, 237–250.
- Lusseau D.** (2003) Effects of tour boats on the behaviour of bottlenose dolphins: using Markov chains to model anthropogenic impacts. *Conservation Biology* 17, 1785–1793.
- Marten K. and Psarakos S.** (1999) Long-term site fidelity and possible long-term associations of wild spinner dolphins (*Stenella longirostris*) seen off Oahu, Hawaii. *Marine Mammal Science* 15, 1329–1336.
- Martens Silva-Jr J., Silva F.J.L. and Sazima I.** (2005) Rest, nurture, sex, release, and play: diurnal underwater behaviour of the spinner dolphin at Fernando de Noronha Archipelago, SW Atlantic. *Journal of Ichthyology and Aquatic Biology* 9, 161–176.
- Norris K.S. and Dohl T.P.** (1980) Behavior of the Hawaiian spinner dolphin, *Stenella longirostris*. *Fishery Bulletin* 77, 821–849.
- Norris K.S., Würsig B., Wells R.S. and Würsig M.** (1994) *The Hawaiian spinner dolphin*. Berkeley, CA: University of California Press.
- Notobartolo-di-Sciara G., Hanafy H., Fouda M.M., Afifi A. and Costa M.** (2009) Spinner dolphin (*Stenella longirostris*) resting habitat in Samadai Reef (Egypt, Red Sea) protected through tourism management. *Journal of the Marine Biological Association of the United Kingdom* 89, 211–216.
- Samuels A., Bejder L., Constantine R. and Heinrich S.** (2003) A review of swimming with wild cetaceans with a specific focus on the southern hemisphere. In Gales N., Hindell M. and Kirkwood R. (eds) *Marine mammals: fisheries, tourism and management issues*. Collingwood, Victoria: CSIRO Publishing, pp. 277–303.
- Seuront L. and Cribb N.** (2011) Fractal analysis reveals pernicious stress levels related to boat presence and type in the Indo-Pacific bottlenose dolphin, *Tursiops aduncus*. *Physica A* 390, 2333–2339.
- Shawky A.M. and Afifi A.** (2008) Behaviour of spinner dolphin at Sha'ab Samadai, Marsa Alam, Red Sea, Egypt. *Egyptian Journal of Biology* 10, 36–41.
- Silva F.J.L. and da Silva J. Jr** (2009) Circadian and seasonal rhythms in the behaviour of spinner dolphins (*Stenella longirostris*). *Marine Mammal Science* 25, 176–186.
- Sini M.I., Canning S.J., Stockin K.A. and Pierce G.J.** (2005) Bottlenose dolphins around Aberdeen harbour, north-east Scotland: a short study of habitat utilization and the potential effects of boat traffic. *Journal of the Marine Biological Association of the United Kingdom* 85, 1547–1554.
- Smith C.T., Conway J.M. and Rose G.M.** (1998) Brief paradoxical sleep deprivation impairs reference, but not working, memory in the radial arm maze test. *Neurobiology of Learning and Memory* 69, 211–217.
- Stanton M.A., Gibson Q.A. and Mann J.** (2011) When mum's away: a study of mother and calf ego networks during separations in wild bottlenose dolphins (*Tursiops* sp.). *Animal Behaviour* 82, 405–412.
- Sternemann U., Schneider U., Leweke F., Bevilacqua C., Dietrich D. and Emrich H.** (1997) Propsychotic change in binocular depth inversion through sleep deprivation. *Nervenarzt* 68, 593–596.
- US Department of Commerce** (2005) *Protecting spinner dolphins in the main Hawaiian Islands from human activities that cause 'Take', as defined in the Marine Mammal Protection Act and its implementing regulations, or to otherwise adversely affect the dolphins*. *Federal Register* 70. Available from: <http://www.fpir.noaa.gov/Library/PRD/Spinner%20Dolphin/ANPR.pdf> (accessed 21 December 2011)
- Würsig B. and Würsig M.** (1977) The photographic determination of group size, composition, and stability of coastal porpoises (*Tursiops truncatus*). *Science* 198, 755–756.
- Würsig B. and Jefferson T.A.** (1990) Methods of photo-identification for small cetaceans. In Hammond P.S., Mizroch S.A. and Donovan G.P. (eds) *Individual recognition of cetaceans: use of photo-identification and other techniques to estimate population parameters*. Reports of the International Whaling Commission, Special Issue 12, Cambridge, pp. 43–52.
- and
- Zar J.H.** (2010) *Biostatistical analysis*. 5th edition. Upper Saddle River, NJ: Prentice-Hall.
- Correspondence should be addressed to:**
N. Cribb
School of Biological Sciences, Flinders University
Box 2100, Adelaide, 2001, SA, Australia
email: nardi.cribb@flinders.edu.au